

Product Code	Description
W2747	230V 400W Trailing Edge Dimmer



W2747-LBL



Product back view

Technical Specification

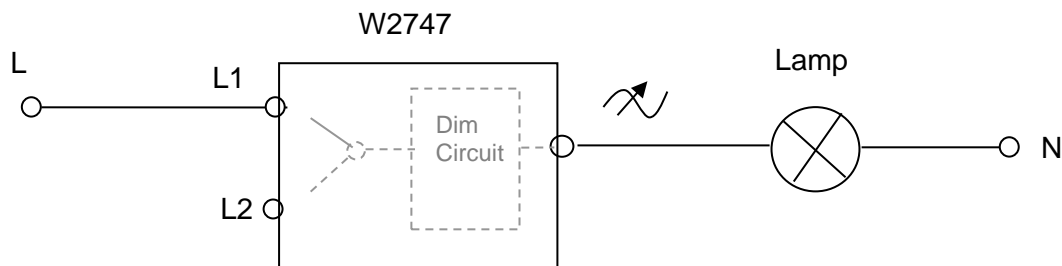
- Push-on/off switch
 - Two-way switching option
 - Input Voltage: 220-240VAC, 50/60Hz
 - Rated Power: 3W-400W*
(Resistive Load)
 - Protection: Overload, Short-circuit, Over-heat protected (with 125°C thermal fuse)
 - Soft-start to reduce surge
 - Dimming Method:
Trailing-edge (MOSFET)
 - Recommended wire size:
0.5mm² - 1.5mm²
 - Two Deco module size
 - Dimensions: 40 x 46 x 45 mm (approx.)
(HxWxD)
- To mount with suitable Adapter Plate:
- Mounting box: >45 mm
 - R1150, flush mounting, plastic
(80 x 80 x 48.4 mm) (WxHxD)
 - M1247, flush mounting, metal
(79 x 73 x 47 mm) (WxHxD)
 - Comply to Standards:
IEC 60669, AS/NZS 3133,
GB 16915, EMC

*Derate maximum wattage of dimmer when dimming LED lamp due to inrush current.

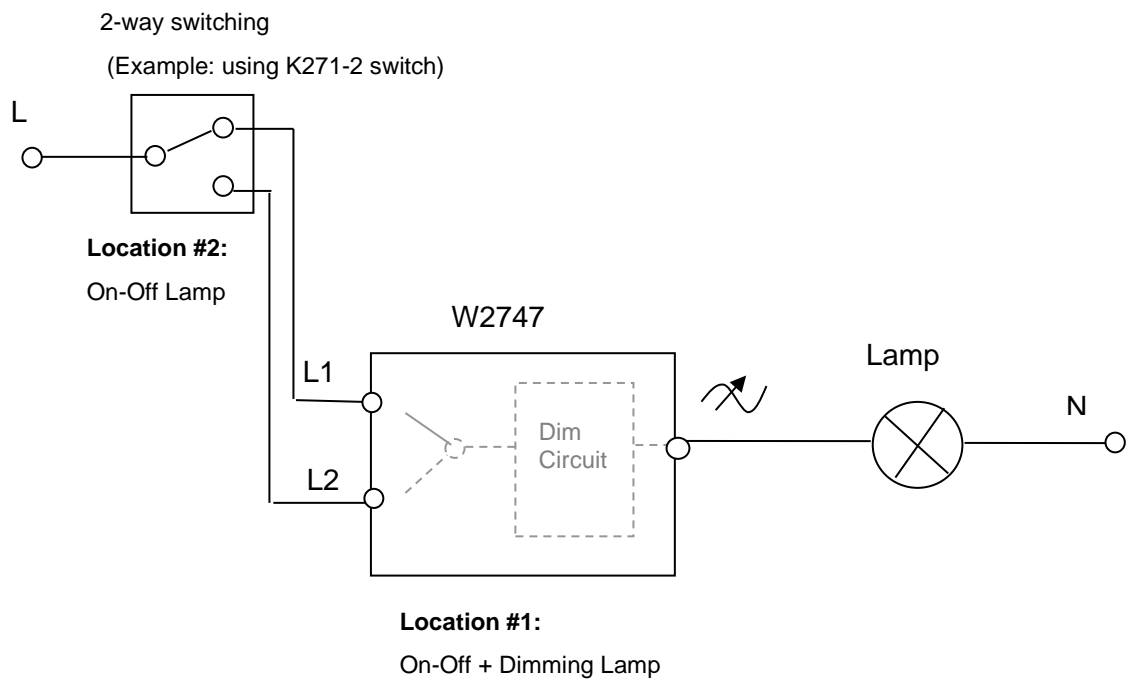
Typical Wiring

Option A: Stand-alone

"L" can be connected to either "L1" or "L2"




Option B: Two-way ON/OFF




Minimum brightness adjustment trimmer


(This procedure should be done by a competent electrician)



- This trimmer is located inside the back housing to prevent unauthorized personnel from adjusting.
- Switch off the AC power, remove the wires on the screw terminal and slightly tighten all the screws in their terminals, so that the screw heads do not block the housing removal.
- Carefully remove the back housing by pushing up the plastic snap-fit anchored to the front housing at the top and bottom.






















Top snap-fit



Bottom snap-fit

- Turning trimmer clock-wise shall increase the minimum brightness.
- Do not forcefully turn the trimmer when it reaches the end-stop.
- This trimmer can be adjusted if there is light flickering at the lower/higher dimming range, such as in some low-wattage dimmable LED lamps to minimize or eliminate such annoyance.

Product Code	Colour
W2747	 White
W2747-SBL	 Matt Black (SBL)
W2747-ST	 Charcoal Black (ST)
W2747-MSB	 Matt Silver Black (MSB)
W2747-MSL	 Matt Silver (MSL)
<i>For other colours, please contact T&J Sales representative</i>	

Adapter plate for Deco module						
Series	Product Code					
	1 gang adapter plate		2 gang adapter plate		3 gang adapter plate	
deco	W1111		W1112A		W1113	
infini	HC1231		HC1232			
HARMONY	EA1231		EA1232			
minimalist	EB1231		EB1232			
radiance	K1231-D		K1201-D			
Titanium	GC1231		GC1221			
Ultimate	G1231		G1221	